



ITT

Wastewater

Goulds Pumps

Model 1DV/2DV

1½" and 2" Submersible Sewage Pump



FEATURES

- **Casing:** Corrosion resistant AISI 304 SS designed for long lasting performance.
- **Impeller:** AISI type 304 stainless steel construction; vortex design.
- **Mechanical Seal:** Drive lube silicon carbide sealing faces; all metal components of AISI type 300 stainless steel running in protected oil chamber.
- **Elastomers:** BUNA-N
- **Pump Support Feet; Motor Shell and Lifting Handle:** Constructed of AISI type 304 series stainless steel.
- **Shaft:** AISI type 304 stainless steel high strength pump shaft with keyed and locking cap screw impeller fastening.
- **Discharge:** 1½" and 2" NPT for horizontal connection to rigid, flexible or guide rail piping connection.


NOTE: See accessory section guide rail systems, type A10-20 for simplex or duplex system or base elbow rail systems.

 **GOULDS PUMPS**

Goulds Pumps is a brand of ITT Corporation.

www.goulds.com

Engineered for life



ITT

GOULDS PUMPS Wastewater

APPLICATIONS

Vortex submersible sewage pumps for simplex and duplex installations in small lift stations, drainage systems or raw water applications requiring solids handling capability of 1 3/8" and 2" diameter made specifically for:

- Homes and farms
- Mobile home parks and motels
- Schools and hospitals
- Municipal package systems
- Industrial treatment systems
- Dewatering applications

Component	Material
Pump body and motor casing	Stainless steel (AISI 304)
Impeller	Stainless steel (AISI 304)
Lower mechanical seal	Silicon carbide/silicon carbide
Upper lip seal	Nitrile rubber
Motor Shaft	Stainless steel (AISI 304)
Handle	Nylon

SPECIFICATIONS

Pump:

- 1 1/2" discharge on 1/2 HP.
- 2" discharge on 3/4 HP and larger.
- Solid size: 1 3/8" solids on 1/2 HP; 2" solids on 3/4 HP and larger.
- Capacities: to 130 U.S. GPM (41 m³/h).
- Total heads: to 39 feet TDH (14 m).
- Temperature:
104°F (40°C) continuous
140°F (60°C) intermittent.
- Maximum submergence: to 17 feet (5 m).
- AISI 304 SS casing.
- AISI 304 SS impeller.
- Continuous duty rated, non-overloading motor.

Motor:

- Single phase: 60 Hz, 3450 RPM, 1/2 HP, 115 V; 1/2 to 1 HP, 230 V.
- Three phase: 60 Hz, 3450 RPM, 1/2 to 1 1/2 HP, 230 and 460 V.
- Non-overloading.
- Air-filled, class F insulated motor.
- Thermal overload protection: built-in with automatic reset on single phase, 115 V and 230 V models.
- Three phase models require external overload in panel.
- Power cord: 20 feet long.
- Single phase 115 V and 230 V models are supplied with molded NEMA plugs and built-in capacitors.
- Three phase models are supplied with bare leads.
- Float controls: optional, see accessory section for simplex or duplex system requirements.
- Rotation is clockwise when viewed from top.

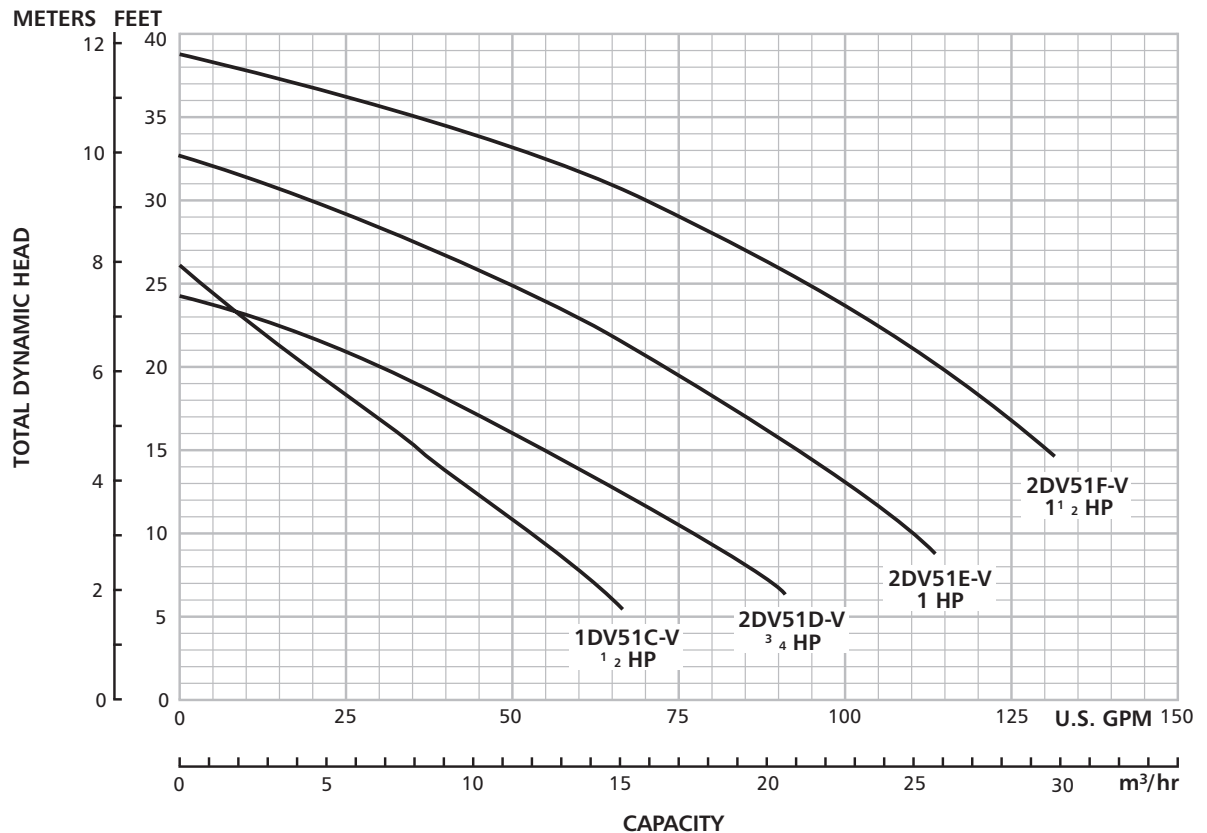



ITT

GOULDS PUMPS Wastewater

MODEL INFORMATION

Order Number	HP	Volts	Phase	Maximum Amps	Start Amps	Capacitor uF/V	Resistance Start/Line-Line	RPM	Cord Length	Discharge Connection	Solids	Weight (lbs.)
1DV51C0VA	1/2	115	1	9.8	51.0	70/250	1.6 / 0.6	3450	20'	1 1/2"	1 3/8"	22
1DV51C1VA		230		4.2	26.3	20/450	5.9 / 2.6					
1DV51C3VA		460	3	2.3	14.6	NA	NA / 11.7					
1DV51C4VA				1.2	7.5	NA	NA / 14.7					
2DV51D1VA	3/4	230	1	5.4	27.2	22/450	4.4 / 1.9					
2DV51D3VA			3	3.4	24.9	NA	NA / 6.0					
2DV51D4VA		460		1.7	12.7	NA	NA / 7.8					
2DV51E1VA	1	230	1	7.0	30.6	30/450	4.2 / 1.9					
2DV51E3VA			3	4.4	29.8	NA	NA / 5.3					
2DV51E4VA		460		2.2	15.2	NA	NA / 6.6					
2DV51F3VA			1 1/2	230	3	5.6	39.2			NA	NA / 3.7	
2DV51F4VA	460	2.8		19.9		NA	NA / 4.8					

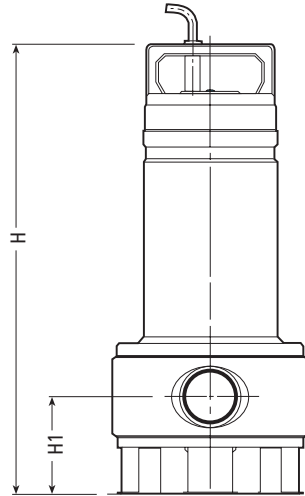




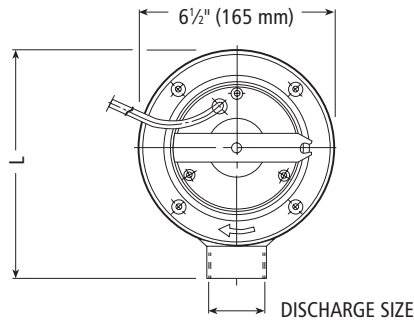
ITT

Wastewater

DIMENSIONS



Series	HP	Phase	Dimensions in inches (mm)			Discharge Size	Wt. (lbs.)
			H	H1	L		
1DV	½	3	15⅝ (391)	3½ (88)	7½ (193)	1½"	20
		1					22
2DV	¾	3	17¼ (438)	4⅞ (111.5)	7¾ (198)	2"	25
		1	18 (458)				30
	1	3	18⅜ (478)				30
		1					34
	1½	3	32				



Goulds Pumps and the ITT Engineered Blocks Symbol are registered trademarks and tradenames of ITT Corporation.

SPECIFICATIONS ARE SUBJECT TO CHANGE WITHOUT NOTICE.

B1DV/2DV December, 2007

© 2007 ITT Corporation

Engineered for life