

For Residential, Commercial, Solar and Industrial Applications

Job Name _____	Contractor _____
Job Location _____	Approval _____
Engineer _____	Contractor P.O. No. _____
Approval _____	Representative _____

Series 600, 601, 601S & 600-Z3 MAXI-FLO Check Valves

FEATURES

SERIES 600

- ✦ *Maximum pressure/temperatures:*
15 psi (1 bar) WSP @ 250°F (121°C), 400 psi (27.6 bars) WOG non-shock @ -20°F (-29°C) to 100°F (38°C).
- ✦ *Conical brass disc for full fluid flow.*
- ✦ *PTFE seat.*
- ✦ *Install in horizontal or vertical position.*
(Consult factory for proper use in vertical installations)
- ✦ *Low pressure drop equivalent to a swing check.*
- ✦ *Stainless steel guide rod and spring. (1 1/4" - 2")*
- ✦ *Silent operation.*
- ✦ *Threaded Ends.*
- ✦ *Sizes: 1/4" - 2" (8 - 50mm)*

SERIES 601

- ✦ *Similar to No. 600, except with Viton disc and integral brass seat.*
- ✦ *Max pressure/temperature:*
400 psi (27.6 bars) WOG (non-shock) @ 100°F (38°C)
- ✦ *Threaded Ends.*
- ✦ *Sizes: 1/4", 3/8", 1/2" (8, 10, 15mm)*

SERIES 601S

- ✦ *Same as No. 601 Series, except with solder ends.*
- ✦ *Sizes: 1/2", 3/4", 1" (15, 20, 25mm)*

SERIES 600-Z3

- ✦ *Similar to 600 Series*
- ✦ *Heavier internal construction for better stem guidance and longevity.*
- ✦ *Conical 316SS disc for full fluid flow.*
- ✦ *Larger diameter stainless steel guide bushing.*
- ✦ *Maximum pressure/temperatures:*
150 psi (10.3 bars) WSP @ 366°F (186°C), 400 psi (27.6 bars) WOG non-shock @ -20°F (-29°C) to 100°F (38°C)
- ✦ *Request ES-600-Z3 spec sheet for dimensions and performance characteristics.*
- ✦ *Sizes 3/4", 1 1/2"*

APPLICATIONS

Series 600 check valves will efficiently perform all of the functions of a swing check or vertical lift check valve, and at the same time operate silently to prevent the effects of water hammer. These valves are not suggested for installation in sewage ejector piping.

WARNING: Do not use for reciprocating air compressor service.



Model 600
Sizes: 1/4" - 2" (8 - 50mm)



Model 601S
Solder Ends*
Sizes: 1/2", 3/4", 1" (15, 20, 25mm)

*This valve is designed to be soft soldered into lines without disassembly using a low temperature solder: 420°F (216°C). Other solders such as 95/5 tin antimony 460°F (238°C) or 96/4 tin silver 430°F (221°C) can be used. However, extreme caution must be used to prevent seat damage. Higher temperature solders will damage the seat material. ANSI B16.18 states that the maximum operating pressure of 50-50 solder connections is 200 psi (13.8 bars) at 100°F (38°C), and decreases with higher temperatures.
Apply heat with the flame directed AWAY from the center of the valve body. Excessive heat can harm the seats.

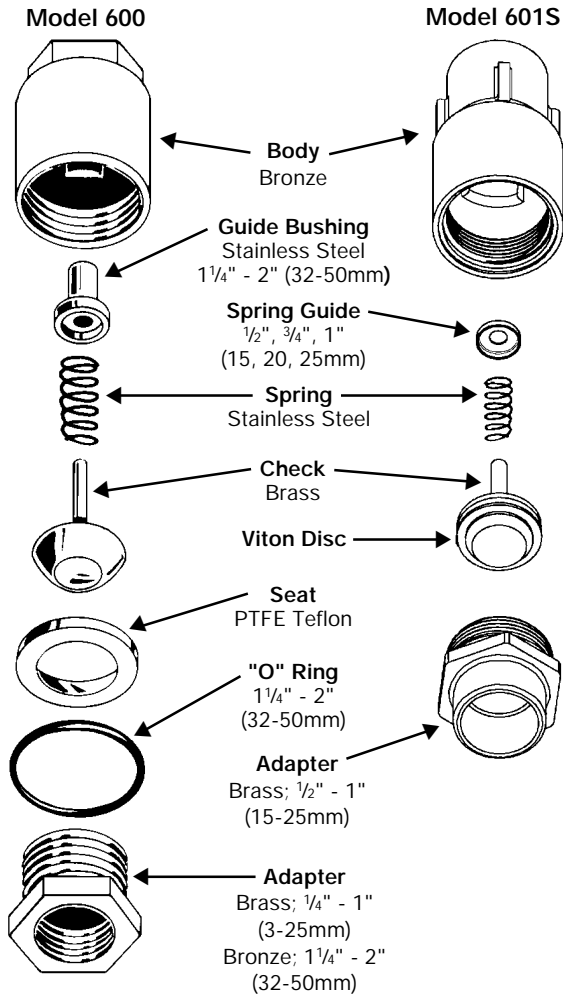
Watts product specifications in U.S. customary units and metric dimensions are approximate and are provided for reference only. For precise measurements, please contact Watts Technical Service. Watts reserves the right to change or modify product design, construction, specifications, or materials without prior notice and without incurring any obligation to make such changes and modifications on Watts products previously or subsequently sold.



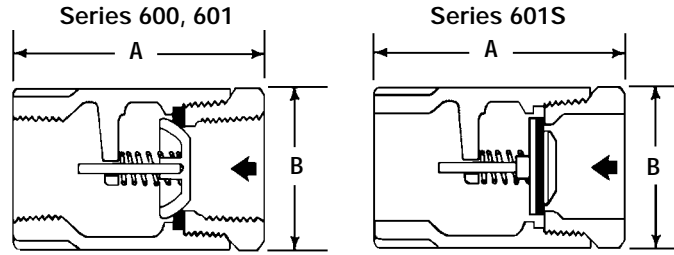
USA: 815 Chestnut Street, North Andover, MA 01845-6098
Canada: 5435 North Service Road, Burlington, Ontario L7L 5H7
www.wattsreg.com



MATERIALS



DIMENSIONS - WEIGHT



Series 600 (External dimension of No. 601 same as No. 600).

Size (DN)		Ordering Code No.		Dimensions				Weight	
in.	mm	600	601	A		B		lbs.	kg.
1/4	8	376350	376407	2 1/8	54	1 1/4	32	1/4	.1
3/8	10	376351	376408	2 1/8	54	1 1/4	32	1/2	.2
1/2	15	376352	376409	2 1/8	54	1 1/4	32	1/2	.2
3/4	20	376353		2 1/2	64	1 1/2	38	3/4	.3
1	25	376354		3 3/8	79	2	50	1 3/8	.6
1 1/4	32	376355		3 3/4	95	2 1/2	64	2 1/8	1.0
1 1/2	40	376356		4	102	2 3/4	70	3	1.4
2	50	376357		4 1/2	114	3 1/2	89	4 3/8	2.0

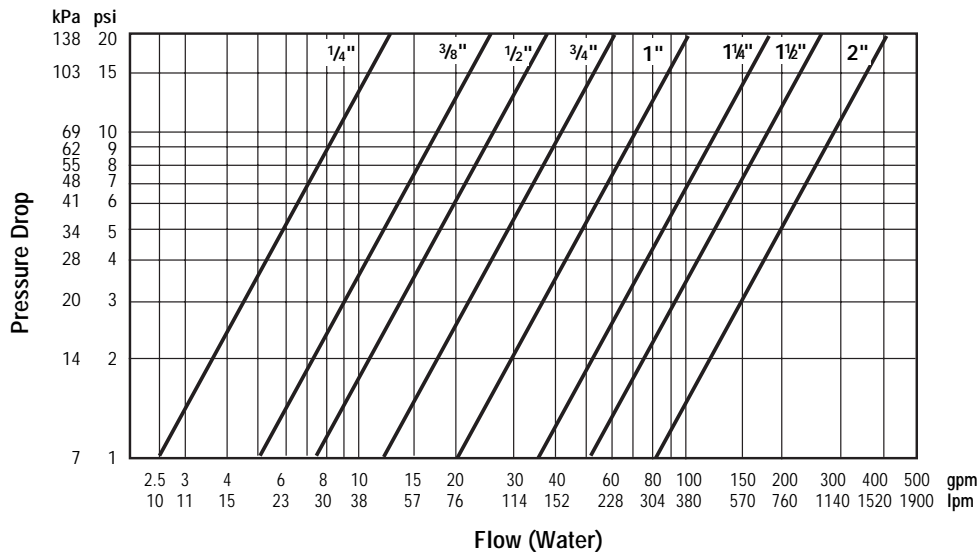
Series 601S

Size (DN)		Ordering Code No.	Dimensions				Weight	
in.	mm		A		B		lbs.	kg.
1/2	15	376390	2 1/4	57	1	25	1/4	.1
3/4	20	376395	3 3/8	86	1 1/2	38	5/8	.3
1	25	376400	3 13/16	97	1 7/8	48	1	.5

PRESSURE - TEMPERATURE

Series 600/601/601S Water (non-shock)

Temperature		Pressure	
Fahrenheit	Celsius	psi	bars
-20° to 100°	-29° to 38°	400	27.6
200°	93°	200	13.8
250°	121°	160	11.0



USA: 815 Chestnut Street, North Andover, MA 01845-6098
 Canada: 5435 North Service Road, Burlington, Ontario L7L 5H7
 www.wattsreg.com



© Watts Regulator Co., 1997
 Printed in U.S.A.